

Steps to access Standards from Open Polytechnic Library 2024

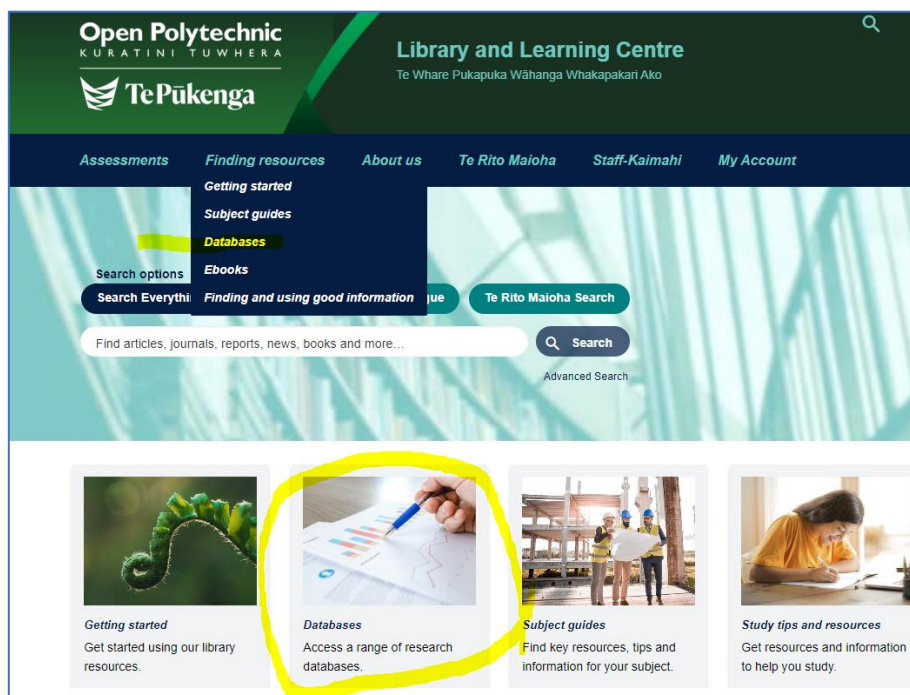
You need to go to Standards NZ via our library, so that you will be logged in with **Institutional Access**.

Step 1.

Go to the Open Polytechnic Library website:

<https://mylibrary.openpolytechnic.ac.nz/>

And click on **Databases**, from either the drop down under **Finding resources**, or the Databases tile:



Step 2.

Scroll to **Standards, Statistics & Reports**.

Click on the heading to expand.

Step 3.

Click on **Standards New Zealand Online Library**.

Read the Access instructions.

Standards New Zealand Online Library

Access is to NZS and joint AS/NZS standards. Read Section 3, Conditions of Use, of the [Standards Service Agreement](#).

See also: [How to use the Standards database](#).

Step 4.

Login with your Open Polytechnic username and password.

This is the same username and password that you use to access iQualify.

Welcome, log in to My Open Polytechnic, your student portal.

Log in with your username, which is your Open Polytechnic student email address. For example: FirstnameLastname@myop.ac.nz Note there is no "." between your first and last name in your username.

Username

e.g. FirstnameLastname@myop.ac.nz

Next

Open Polytechnic learners

Use your Open Polytechnic email to log in; for example, FirstnameLastname@myop.ac.nz

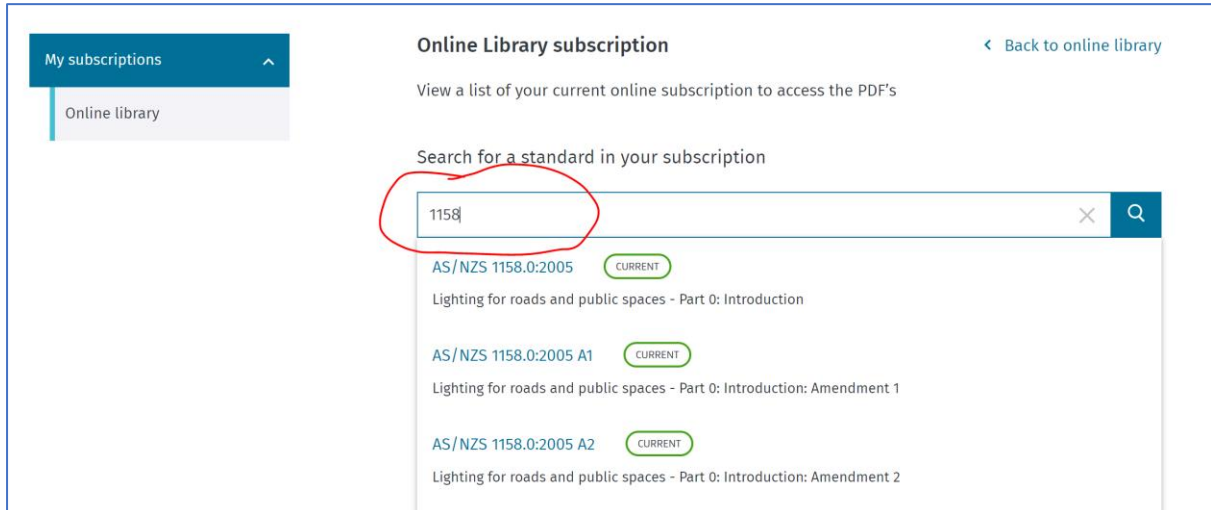
Step 5.

You are now on the Standards New Zealand Online Library site.

The screenshot shows the user account page on the Standards New Zealand Online Library website. At the top, there is a navigation bar with the logo 'STANDARDS NEW ZEALAND TE MANA TAUTIKANGA O AOTEAROA', a search bar, and links for 'My Account' and 'Cart'. Below the navigation bar, there are links for 'Get Standards', 'Develop Standards', 'About', 'News and updates', and 'Latest publications'. The main content area has a breadcrumb trail 'Home > My account' and a large heading 'Online Library'. On the left, there is a sidebar with a 'My subscriptions' dropdown menu, where 'Online library' is selected. The main content area features a section titled 'Online Library subscription' with a 'Back to online library' link. Below this, there is a search bar for standards in the subscription and a list of options: 'Most recent', 'Alphabetically', and 'Favourites'.

Step 6.

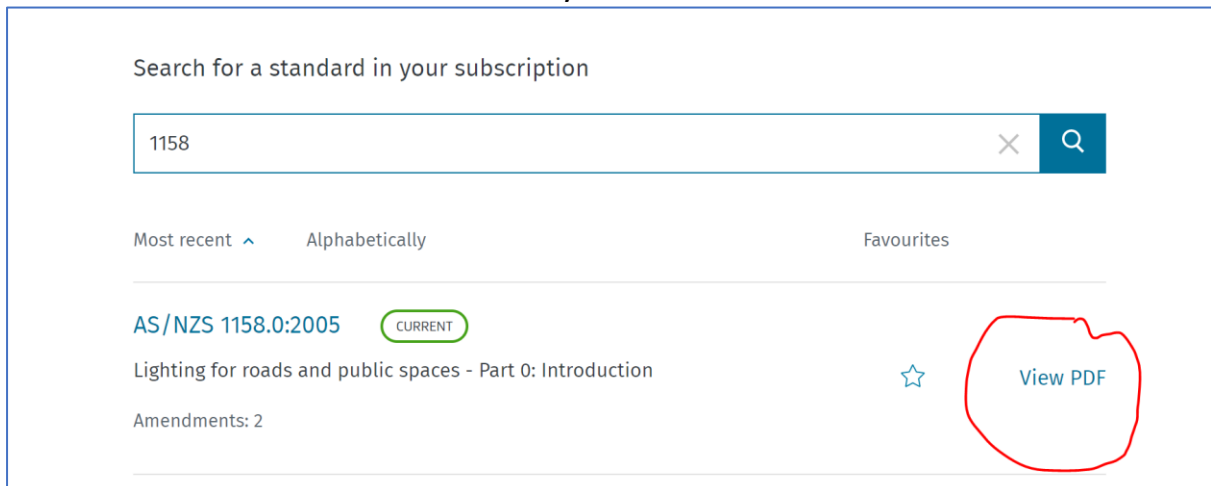
To search for a Standard (NZ and NZS/AS joint Standards) type the Standard number into the search box. Examples of how to type the Standard number are **NZS/AS 1158** (in Caps) or **1158.0:2005** or **1158**. Press 'Enter'.



It's important to make sure that you use the **standard number** to search for the required document—keyword searches do not work!

Step 7.

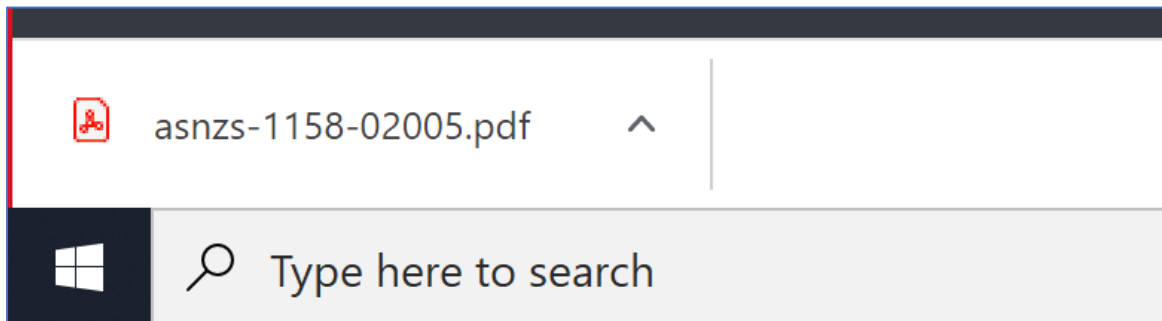
Click on the **View PDF** button (not the name of the standard). This should download as a PDF to the bottom of your browser window.



Note ! If you click the standard name it will take you to a page that requires payment.

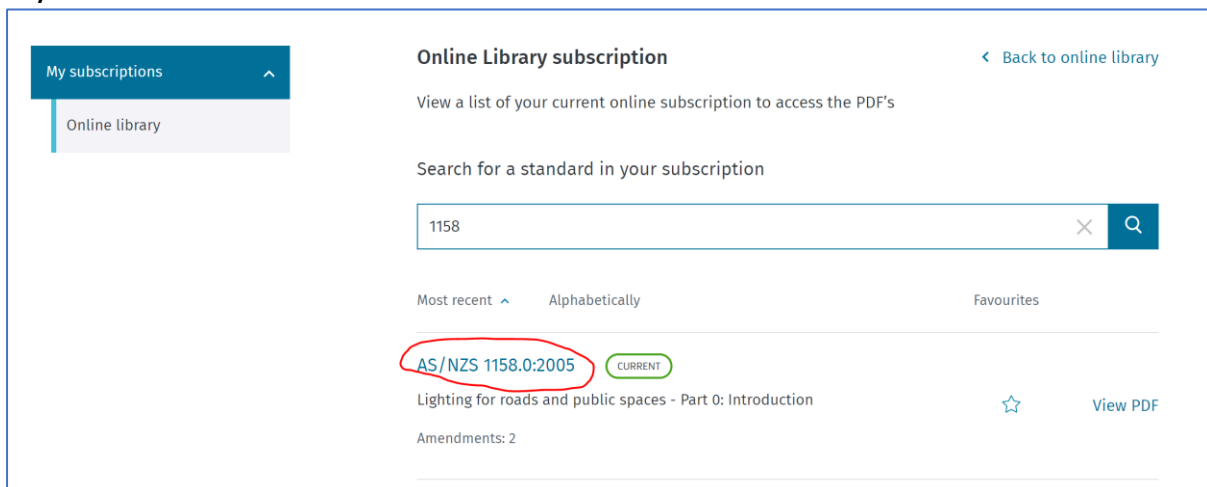
Step 8.

The Standard will now download. Save the standard to a drive you use for your study, so it is easy to refer to as you work through your course.



Tip:

If you clicked on the title of the Standard . . .



You'll need to scroll down the page to the Online Library option:






Lighting for roads and public spaces - Part 0: Introduction

Serves as a general introduction to the AS/NZS 1158 series and provides definitions of lighting categories and technical terms essential to the understanding of other Standards in the series especially Parts 1.1, 2, 3.1 and 6.

You are already subscribed to this standard. Click View PDF to view it.

Get this standard

Prices exclude GST

 PDF (Single user document)	\$117.00 NZD	
 HardCopy	\$130.00 NZD	
Networkable PDF	Price varies	
 Online Library (Annual subscription)	 Price varies	

Click on 'View PDF' and your Standard will download.

If you have any questions, please get in contact with us at library@openpolytechnic.ac.nz or phone 0508 650200, option 3.